



# WELCOME HOME

## COMMUNITY BIRTH CENTER

How to Obtain a Birth Certificate & Social  
Security Number for Your Newborn

# Presentation Overview

- What is a Birth Certificate?
- Why do I need one for my newborn?
- What is the process for obtaining a Birth Certificate?
- What is a Social Security Number?
- Why do I need one for my newborn?
- What is the process for obtaining a Social Security Number for my newborn?



# Before We Begin

Write down any questions that arise while you're watching this presentation.

If your questions aren't answered, **please send your midwife a message through your ClientCare chart.**



# What is a Birth Certificate?

## A Birth Certificate...

- A legal document
- Issued by the state government
  - Other countries have national birth certificates but the USA does not
  - Counties are responsible for filing even though these are through the state
- Records vital records information including birth weight, date/time/place of birth, attendant for tax, military, census/research purposes
- Proof of your child's identity, age, and citizenship status
- Necessary to obtain a social security number. Get the birth certificate first!
  - Unlike hospitals, we cannot register you for both at the same time. They must be done separately, with birth certificate filed before social security number is applied for.



# Why Do I Need A Birth Certificate?

Without a birth certificate, you will have likely have difficulty with...

- Getting your child medical care
- Getting your child insurance
- Proving your child's identity for life
- Establishing paternity for your child
- Receiving aid for your child (CalFresh, Medi-Cal, Welfare)

Without a birth certificate, as an adult your child will likely have difficulty with...


- Going to school
  - Working
  - Getting other forms of identification (including driver's license)
  - Receiving aid (CalFresh, Medi-Cal, Welfare)
- 

# Why Do I Need A Birth Certificate?

- Obtaining a birth certificate after age 1 is much harder
- Your midwife is required by law to register the birth
- You need a birth certificate to get Medi-Cal for your newborn. You will be billed for your child's medical care if they are not active with Medi-Cal.



# What is the Process for Obtaining a Birth Certificate?

- Fill out and return your 1-page Birth Certificate Worksheet (given to you at the birth)
  - Call Sacramento County Public Health at 916-875-5881 and request an appointment to file a birth certificate. You are not just getting a copy, you are filing the original.
  - Let your midwife know ASAP when the appointment is.
    - If your midwife is available, she will attend the appointment and sign the certificate the same time you do. That way, you can take home the certificate that day.
    - If your midwife is unavailable, she will sign the certificate after your appointment. Your certificate will be mailed to you, which can take several weeks.
- 

# What is the Process for Obtaining a Birth Certificate?

- Things to bring to the appointment:
  - Your Newborn
  - Your Photo ID
  - If you are not married to the other parent of your baby, they will also need to attend and they will need to bring their Photo ID
  - \$28 per copy of certificate. We recommend purchasing 2 copies  
The office takes card or cash
- Things they'll have you do at the appointment (1 hour):
  - Verify all info on the certificate by signing
  - If you are not married to the other parent of your baby, and you want them on the birth certificate, they will sign a Declaration of Paternity (PAP form)
  - Fill out an application to purchase copy/copies of your baby's certificate
  - Pay for your certificate(s) and store them in a safe place





# How Long Do I Have?

- Bring your Birth Certificate Worksheet to your 3-day postpartum visit and call Public Health to book your appointment
- Your midwife is required by law to register the birth within 10 days.  
Protect your midwife by helping her out with this please
- The earlier you file for a birth certificate for your newborn, the less likely there will be a lapse in your baby's Medi-Cal coverage or other benefits
- We are the most flexible with the timing of this appointment in the first 6 weeks postpartum



# What is a Social Security Number?

## A Social Security Number...

- A 9-Digit Number (XXX-XX-XXXX)
- Issued by the Social Security Agency, a federal agency
- Originally used to track individuals' accounts within the Social Security Program but is now used as a legal identifier for work, taxation, healthcare, school, credit, and more
- Required to list your newborn as a dependant for taxes
- Not required by law, however is required to access most public benefits (including Medi-Cal)
- A birth certificate is necessary to obtain a social security number. Get the birth certificate first!
  - Unlike hospitals, we cannot register you for both at the same time. They must be done separately, with birth certificate filed before social security number is applied for.




# Why Do I Need A Social Security Number?

Without a social security number for your newborn, you will likely have difficulty with...

- Getting your child medical care
- Getting your child insurance
- Proving your child's identity
- Establishing paternity for your child
- Receiving aid for your child (CalFresh, Medi-Cal, Welfare)
- Listing your child as a dependant for taxes

Without a social security number, as an adult your child will likely have difficulty with...

- Going to school
  - Working
  - Getting other forms of identification (including driver's license)
  - Receiving aid (CalFresh, Medi-Cal, Welfare)
  - Filing taxes
- 

# What is the Process for Obtaining a Social Security Number for my Newborn?


- Get your child's Birth Certificate first
- Let your midwife know you are applying for a Social Security Number. She will issue you a Verification of Birth letter. This letter must be dated <30 days from when you apply for the number, so is printed on an as-needed basis.
- Fill out Application for New Social Security Number at <https://www.ssa.gov/ssnumber/>
- Collect necessary documents:
  - Newborn's Birth Certificate (Certified Copy)
  - Newborn's Verification of Birth Letter from your Midwife
  - Newborn's Health Insurance card (Original) and Medical Records (Original)
- Mail documents all together with application to your local county office
- Documents will be returned to you by mail

# What if I Have Issues?

- Birth Certificate: Contact the Public Health office directly and speak with Cindy or someone else who specifically works with Home Birth families
  - “But I didn’t have a home birth!”  
**Our birth center certificates are treated like home birth certificates in their system. Let them know who your midwife is and they should get it.**
- Social Security: Contact the local Sacramento County office for guidance on what documents they specifically need. The offices may be closed to the public d/t COVID-19 however there are people working who should be able to help.
  - The process for social security changes monthly and varies by whoever you talk to. If they are denying a number for your newborn, contact your midwife.
  - The documents your midwife provides you with should be legally sufficient but sometimes people just don’t understand what midwives are. Sound familiar?

# What if I Have Issues?

- Document any issues you have filing for BC or SS in your medical record by writing a message to your midwife through your ClientCare portal. This helps our team keep track and follow up in a timely fashion.





# WELCOME HOME

## COMMUNITY BIRTH CENTER

Birth Certificate & Social Security Number Filing